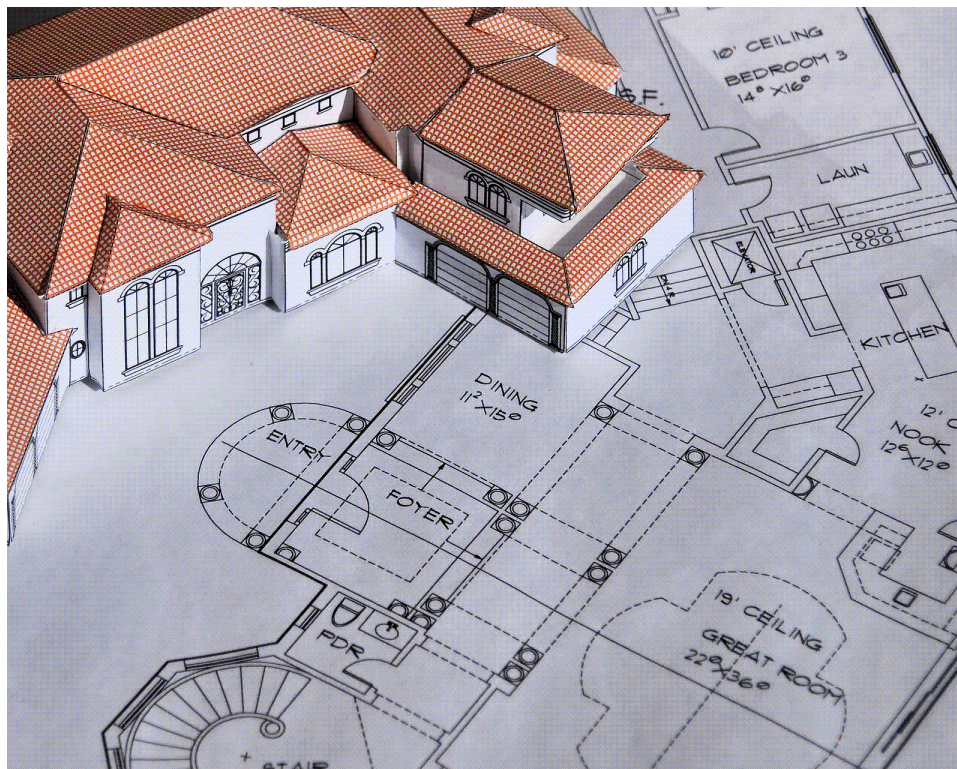


Residential Home Builder Developer Information Packet



The City of Marble Falls
Development Services Department
801 Fourth Street
Marble Falls, Texas 78654





Residential Home Builder/Developer Information Packet

Table of Contents



Residential Plan Requirements.....3-5

 Checklist.....4

Review Process.....6-7

Fees.....8-11

 Building Permits.....8-9

 Water Meter/Tap.....10

 Impact.....11

Residential Permitting Information.....12

Inspections.....12-13

Certificate of Occupancy.....14

Contact Information.....15

Residential Home Builder/Developer Information Packet



Residential Plan Requirements

What work requires a permit?

Any building or structure that is to be erected, constructed, enlarges, altered, repaired, moved, removed, converted, or demolished requires a building permits from the City of Marble Falls, Cosmetic work. Such as painting or carpeting a floor, does not require a permit. If you are unsure that a permit is needed, it is recommended for you to contact the Development Services Department. If you have been told that a permit is not required, it is always best to call before you proceed with any development or construction activity to prevent from being charged penalty fees.

Residential Plan Review Checklist

The plan review process consists of checking the completeness of your construction plan. Our staff will be verifying that you are in compliance with our zoning ordinances and building codes. This review takes place prior to any permits being issued. The checklist items may be submitted online via mypermitnow.org or in person.




Residential Home Builder/Developer Information Packet

New Residential Construction Plan Review Checklist

The plan review process consists of checking the completeness of your construction plans. Our staff will verify that you are in compliance with our zoning ordinances and International Residential Code 2018. This review takes place prior to any permits being issued.

Below is a list of requirements needed for the city to conduct a review on a new residential structure. ***Application and plans will not be accepted if any the following required documents or information are not presented at the time of submission. Plan Review Fee will be accepted and processed when plans are submitted and accepted for review.*** *Please consult with Staff prior to your submission to determine applicability of items.

- Permit Application form (completed) OR submitted via www.MGOConnect.org
- Digital copy of construction plans drawn to scale on CD or flash drive. Plan set must include:
 - A **SITE PLAN** must be drawn or shown to scale. Site plan must include:
 - Dimensions from the residence to the property lines, setback lines, all easements
 - Location of all utilities (i.e.: meter, water line, and sewer line locale)
 - Existing water and sewer line locations/proposed taps
 - Drainage Plan
 - Location of Temporary Erosion Controls (i.e.: silt fence, rock berms)
 - Driveway location(s), including width and type of pavement material to be used.
Driveway approach must follow the City of Marble Falls TCSS.
 - Impervious cover calculation (area covered by building, driveway, and any other impervious improvements)
 - Floor plan & area schedules
 - Foundation plan including details on rebar, footers, piers and depth, etc.
*(*when an engineer is designing the foundation plan his or her stamp and signature must be apparent on the foundation plan sheet)*
 - Framing plan
 - Exterior elevations & cross section detail
 - Roof plan
 - Electrical plan
- ResCheck for energy efficiency. Please go to www.energycodes.gov to obtain this form.
- NPS Ordinance Exemption Application (if applicable*)
- Floodplain Development Permit Application (if applicable*)
- Elevation Certificate (if applicable*). Please go to www.fema.gov to obtain this form, and note that it must be completed by a Texas Licensed surveyor.



Residential Plan Requirements

Residential Energy Code Compliance (ResCheck)

Any applications where doors, windows or insulation will be added or replaced need a RESCheck. The applicant must provide this form that can be found on the website www.energycodes.gov. It asks questions regarding energy efficiency for the project. It is then submitted to us along with the site plan and application.

Non-Point Source Pollution (NPS)

Non-point Source Pollution results from land runoff, precipitation, drainage, seepage, etc. Any applications submitted where dirt will be disturbed will need to submit an NPS application.

NPS Exemption

You may be NPS exempt if:

- Your home is an existing development as of July 9, 2007
- Development has been permitted by LCRA with no improvements, additions, or revisions as of July 9, 2007
- Construction of a single-family residence that is not part of a larger common plan of development
- Development has been final platted before July 9, 2007
- Development or redevelopment consisting of 1 acre of land or less is not part of a common plan of development

For any questions regarding NPS Exemption, please contact the Building Official, Mike Ingalsbe at 830-798-7087.



Residential Home Builder/Developer Information Packet

Review Process

Once the permit application is “complete,” the next step in the plan submittal process is review. The plans are circulated to the Building Inspector and the City Planner, for review. Each reviewer may issue comments requiring the applicant to modify and resubmit plans or provide additional information. After the plans have been checked and approved by all applicable departments, the Development Services Department issues the permit.

Re-submittals

Re-submittals are required due to the lack of information provided. If this happens, you will be required to re-submit the plans for review or provide some form of supplementary information. Comments may be issued by the reviewing department. Comments are made when issues regarding code compliance or constructability vagueness is present. Comments may be issued so that the applicant can provide additional or supplementary information. If a re-submittal is necessary, a second plan review fee will **not** be required, provided that the fee was paid for upon first submittal.

Zoning

Permitting requirements vary depending on property zoning designation. The specific zoning classification for your property will determine the allowed uses on the property; size such as height, area, and bulk regulations; setbacks on the property or building lines, etc. You can verify your own zoning using the City GeoWeb Portal:
<https://marblefallstx.gov/654/Online-Mapping>

For any questions regarding zoning or platting, contact Scarlet Moreno, City Planner.

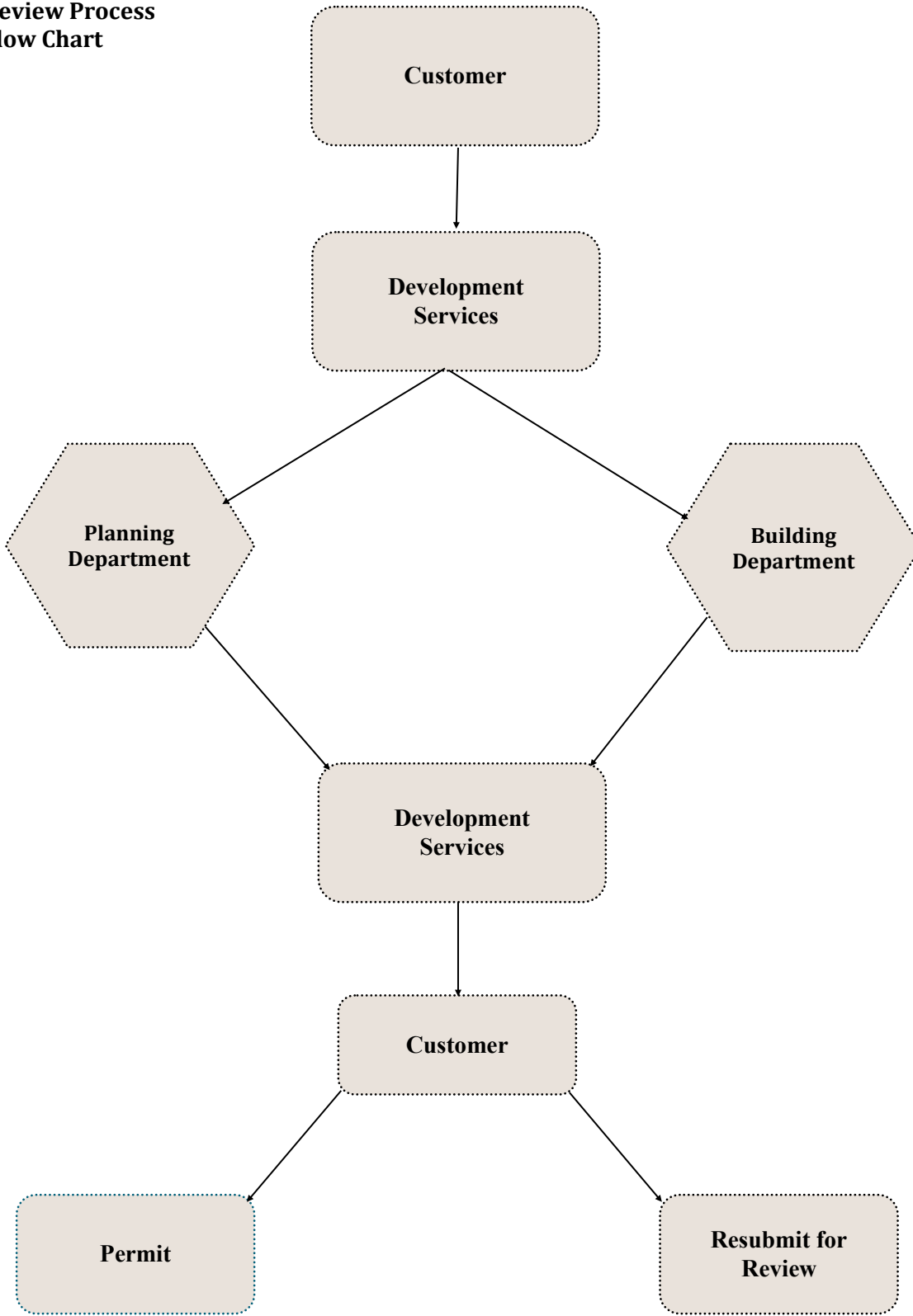
Addressing

All new homes and businesses are given an address after the plans have been accepted. Address assignment is finalized once a permit has been issued. As soon as an address is issued, you will receive a certified letter informing you of the new address. For questions regarding addressing contact our GIS Analyst.



Residential Home Builder/Developer Information Packet

Review Process Flow Chart





DEVELOPMENT SERVICES DEPARTMENT
GIS
PLANNING
CODE ENFORCEMENT
BUILDING INSPECTION

RESIDENTIAL BUILDING PERMIT FEES

NEW CONSTRUCTION BUILDING PERMITS	
Plan Review	
• 3,000 sq. ft. or less	\$100.00
• 3,001 sq. ft. or more	\$150.00
*New Construction	\$0.50 per sq/ft plus 10% per trade
Residential Building Permit Amendment	\$50.00
* New Construction Permits will now include all trade permits. These will not be separate permits.	
RESIDENTIAL REMODEL/ADDITION/ALTERATION BUILDING PERMITS	
Plan Review	\$50.00
Remodel/Addition/Alteration	\$0.50 per sq/ft plus 10% per trade
Electrical	\$100.00
Plumbing	\$100.00
Mechanical	\$100.00
Remodel Permits will now include all trade permits. These will not be separate permits.	
RESIDENTIAL MISCELLANEOUS BUILDING PERMITS	
Residential Driveway/Flatwork	\$100.00
Residential Fence/Wall	\$100.00
Accessory Dwelling Unit	\$0.50 per sq ft plus 10% per trade
Residential Accessory Structure	\$0.25 per sq ft plus 10% trade. Min. permit is \$50
Roofing/Re-Roofing	\$100.00
House Moving	\$50.00
Residential Land Clearing	\$100.00
Residential Land Disturbance (cut and fill)	\$100.00
Residential Floodplain Development Permit	\$100.00
Residential Floodplain Development Variance	\$600.00
Residential Boat Dock	\$200.00
Residential Irrigation	\$100.00
OSSF Systems	\$160.00
Residential Swimming Pool	\$150.00
Mobile/Manufactured Homes	\$300.00
Residential Demolition	\$50.00
Residential Temporary Use Permit	\$300.00
Tree Removal	\$50.00
Work without a building Permit	Up to 3x Fee
RESIDENTIAL INSPECTIONS	
Residential Re-Inspection (after 1st failed re-inspection)	\$50.00
Residential After-Hours Inspection	\$100.00

A service charge of 3% will be applied to all credit card transactions.

Residential Home Builder/Developer Information Packet

Water & Wastewater Fees

Water Tap Fees

Meter Size	City Installed (Tap & Meter)	Contractor Installed Connection Fee (Water meter set / install if tap exists)
¾"	\$ 3,320.35	\$ 347.96
1"	\$ 3,335.35	\$ 387.96
1 ½"	Calculated by Public Works	Calculated by Public Works
2"	\$ 5,453.12	\$ 935.46
4"	\$ 15,160.03	Calculated by Public Works
4"Compound	\$ 15,160.03	Calculated by Public Works
6"	Calculated by Public Works	Calculated by Public Works
6" Fire Line	N/A	Calculated by Public Works
8" Fire Line	N/A	Calculated by Public Works

Wastewater Taps


Tap Size	City Installed Inly
Regular Tap 4"	\$ 2,073.91
Commercial 6"	\$ 2,386.47

Utility Security Deposits (required to activate the services)

Meter Size	Residential	Residential Sprinkler	Commercial	Commercial Sprinkler
¾"	\$ 150.00	\$ 50.00	\$ 150.00	\$ 150.00
1"	\$ 200.00	NA	\$ 200.00	\$ 200.00
1 1/2"	\$ 250.00	NA	\$ 250.00	\$ 250.00
2"	\$ 500.00	NA	\$ 500.00	\$ 500.00
3"	\$ 575.00	NA	\$ 575.00	\$ 575.00
4"	\$ 700.00	NA	\$ 700.00	\$ 700.00

Residential Home Builder/Developer Information Packet

Impact Fees effective November 1, 2025



Impact Fees			
City of Marble Falls, Texas			
Ordinance 2023-O-11C, Effective November 1, 2025			
Service Unit Meter Size (Inch)	Water Fee	Wastewater Fee	Combined Total
3/4"	\$6,626.00	\$7,903.00	\$14,529.00
1"	\$11,066.00	\$13,198.00	\$24,264.00
1 1/2"	\$22,063.00	\$26,314.00	\$48,377.00
2"	\$35,316.00	\$42,118.00	\$77,434.00
3"	\$66,259.00	\$79,022.00	\$145,281.00
4"	\$110,453.00	\$131,729.00	\$242,182.00
6"	\$220,841.00	\$263,381.00	\$484,222.00
8"	\$353,359.00	\$421,426.00	\$774,785.00

*Impact Fees are not assessed on fire lines and irrigation meters. Impact fees adopted by Ordinance 2023-O-11C
A service charge of 3% will be applied to all credit card transactions*

Residential Home Builder/Developer Information Packet

Residential Permitting

Issuing a Permit

Permits can be picked up by a homeowner or his/her agent such as a general contractor. Separate permits are required for plumbing, electrical, irrigation, and mechanical work, which are obtained by the licensed contractor whom will be completing the work. A homeowner's permit is required to do your own plumbing, electric, or mechanical work. In order to do so, the legal residence shall be defined as a property for which a property owner can show proof of a homestead exemption.

Permit Stipulations

When the city receives an application for an irrigation permit, a site plan of the property showing where the irrigation system is being installed will be required with the application. The Building Official will need to approve the application before it can be submitted to the contractor or homeowner.

Any landscaping permit will need a site plan to accompany the application.

Permit Posting

All permits must be posted at the site and visible from the road, which the property fronts, during the construction phase. Failure to post permits will delay inspections and may result in a stop work order.

Subcontractors

A subcontractor is an individual or a business that signs a contract to perform part or all of the obligations of another's contract and are typically hired by a general contractor. The contractor will first need to become registered with the City before he or she can perform any type of work. A Contractor Information Packet is required to be filled out, along with a copy of their master license, drivers license, and current Certificate of Insurance.

Permit Time Limit

The permit becomes void if work or construction authorized is not commenced within 6 months, or if construction or work is suspended or abandoned for a period of 6 months after work is started.

Inspections

Inspection of the building progress shall occur when substantial phases of construction are completed to ensure construction is consistent with the approved plans. It is the responsibility of the permit holder, homeowner, general contractor, etc., to ensure that the project receives inspection at each required stage.



Residential Home Builder/Developer Information Packet

Inspections Continued...

24 Hour Inspection Hotline: 830-798-7090

The 24 Hour Inspection Hotline is available 24 hours a day, 7 days a week. It is recommended for you to call as soon as you would like your inspection to take place since it is a first come, first serve program. Please do not call the Building Official or inspectors to schedule inspections. It is necessary to call the hotline so we have the inspection request logged into our records, and the inspectors daily inspection trips can be coordinated at the start of each day.

What is a “Re-inspection” and when does the Fee apply?

The City of Marble Falls requires inspections of permitted projects. Should a first inspection fail, a second inspection is required. If the second inspection does not pass and another/or third inspection is required, the re-inspection fee is charged for the third inspection and all subsequent inspections on the content of that inspection.

When can and must re-inspection fees be paid?

Re-inspection fees may be paid anytime during the project. **However, payment for all re-inspection fees on the project must be paid to the City, prior to the City issuing the final Certificate of Occupancy.**

Example:

1st inspection – Plumber calls for a drain and vent line inspection. Inspector finds a leak at a joint of the pipe and it fails inspection.

2nd inspection – Plumber calls for a re-inspection of the drain and vent line. Inspector finds that there is still a leak at a joint of the pipe and it fails inspection again. The problem has been unresolved after two inspections and any future inspections for this violation will be assessed a re-inspection fee.

Re-inspection (Fee Assessed) – Plumber calls for a re-inspection of the drain and vent line, all subsequent inspection for this apparatus will be assessed a re-inspection fee until it passes inspection.

This process is especially important to note for large scale inspections, such as a Building Final. If items documented during the failed first inspection remain upon the second inspection, then all subsequent Building Final inspections shall be charged a re-inspection fee per inspection.


For the fees associated with re-inspections, refer to page 9.

Final Inspection

A final inspection must be scheduled in order to close out the permit and/or obtain your **Certificate of Occupancy**. Once the final inspection has passed, the re-inspection fees are required to be paid before the Certificate of Occupancy can be issued.

Tips on final inspections:

- If you have unfinished or incomplete correction(s) from a prior inspection, do not call for a final inspection. First complete the correction(s) or unfinished item(s).



Residential Home Builder/Developer Information Packet

Certificate of Occupancy (C.O.)

What is it?

A C.O. is a document issued by the City of Marble Falls certifying a building's compliance with applicable building codes and city ordinances, and indicating it to be in a condition suitable for occupancy. City regulations and state law require all buildings to have a Certificate of Occupancy before the building can be legally occupied and used. City Services, such as water, wastewater, and trash, *cannot* be activated for a new residential construction, until a C.O. has been obtained from the Development Services Department

When is the C.O. required?

A C.O. is required before the occupancy or use of a home after a new construction or remodel.

What is the difference between a C.O. and a Building Permit?

The C.O. should not be confused with a Building Permit (which only allows initial construction to take place), but is a document that is required in addition to the Building Permit prior to the operation of the business.

What are the steps to obtain a C.O.?

1. Complete an application for a C.O. at the Development Services Department. A footprint of your home must accompany your applications which should contain the layout of the building, along with the square footage of each room and a description of what each room is being used for.
2. Building Official will conduct an inspection of property/building
3. If a failure occurs, complete all actions required from the inspection.
4. Building Official will re-inspect property/building
5. Upon clearance from Building Official, Development Services Department issues the Certificate of Occupancy
6. If you have any accrued re-inspection fees, you will be responsible for paying the fees upon the pick-up of your C.O. (if the fees haven't already been paid)
7. Take C.O. to City Hall Utilities Department to activate services for the property or building.

Temporary C.O.

The Building Official is authorized to issue a Temporary C.O. before the completion of the entire work covered by the permit, provided that such portion or portions shall be occupied safely. The Building Official shall set a time period during which the Temporary Certificate of Occupancy is valid.

Revocation

The Building Official is authorized to, in writing, suspend or revoke a Certificate of Occupancy or completion issued certificate is issued in error, or on the basis of incorrect information supplied, or where it is determined that the building or structure or portion thereof is in violation of any ordinance or regulation of any of the provisions of this code. Any occupancy of a building prior to approval of a Certificate of Occupancy shall result in a fine, and possible eviction from the property until all required work that is health and safety-related is completed, and a CO is approved.





Contact Information

Development Services Department

Monday - Friday, 8 am - 5 pm

801 Fourth Street

Marble Falls, Texas 78654

(830) 798-7095

Inspection Line (830) 798-7090

<http://www.marblefallstx.gov>

Scarlet Moreno, Director of Development Services (830) 798-7082

smoreno@marblefallstx.gov

Jeremy Qualls, Building Official, (830) 798-7087

jqualls@marblefallstx.gov

Chris Pounds, Senior Inspector, (830) 798-7088

cpounds@marblefallstx.gov

Bryan Archer, Building Inspector, (830) 613-4835

barcher@marblefallstx.gov

Jordan Johnson, Permit Technician (830) 798-7080

jjohnson@marblefallstx.gov

Kaela Williams, Development Services Coordinator, (830) 798-7086

kwilliams@marblefallstx.gov

Kristen Jones, Planner (830) 798-7086

kjones@marblefallstx.gov

Hanna Kadow, Planner, (830) 798-7081

hkadow@marblefallstx.gov

Cameron Smith, Code Enforcement Officer, (830) 798-7091

cameronsmith@marblefallstx.gov

Elina Ellis, Code Enforcement Supervisor, (830) 798-7092

eellis@marblefallstx.gov

Nathan Hicks, GIS Analyst (830) 798-7089

nhicks@marblefallstx.gov

